



Weisshorn Funds UCITS – MegaTrends Equity USD

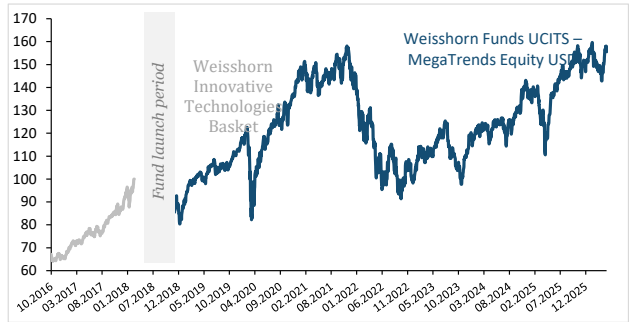
Marketing communication as of : 30.04.2026

Investment Universe and Investment Objectives

ISIN: LU1812909940

NAV 157.48

The investment objective of the Sub-Fund is to seek long-term capital growth by investing in a portfolio of worldwide equities. The investment selection will be based on a combination of “Top-Down” approach and “Bottom-Up stock picking” selection process. The management team will focus on global megatrends reshaping our world: Technological innovations, Evolving population dynamics, Resource utilization. To achieve its objective, the Sub-Fund will mainly invest in equities and equity related securities (such as depositary receipts) of companies worldwide.



The Weisshorn MegaTrends Equity fund is a long term equity investment vehicle suitable for long term investors (5-year minimum holding horizon). The actual risk can vary significantly if you cash in at an early stage and you may get back less. The summary risk indicator is a guide to the level of risk of this product compared to other products. It shows how likely it is that the product will lose money because of movements in the markets or because we are not able to pay you. The essential risks of the investment fund lie in the possibility of depreciation of the securities in which the fund is invested. Other risks materially relevant to the PRIIP not included in the summary risk indicator: Liquidity risks, Counterparty risks, Operational risks, Risks from the use of derivatives. This product does not include any protection from future market performance, so you could lose some or all of your investment. If we are not able to pay you what is owed, you could lose your entire investment.

The past performance is not an indicator of future returns. The return of the fund may go down as well as up due to changes in rates of exchange between currencies. Future performance is subject to taxation which depends on the personal situation of each investor and which may change in the future.

Source : Weisshorn Asset Management

Annual Performance net of fees *													YTD
	January	February	March	April	May	June	July	August	September	October	November	December	
2020	2.67%	-4.18%	-13.77%	12.90%	7.58%	2.23%	4.31%	4.52%	-2.18%	-1.92%	10.54%	5.02%	27.88%
2021	-0.15%	-0.21%	-1.39%	4.21%	-3.63%	3.80%	-1.05%	4.05%	-4.45%	6.79%	-4.64%	-1.32%	1.27%
2022	-11.98%	-2.70%	3.64%	-11.52%	-5.05%	-9.97%	12.91%	-4.13%	-11.49%	7.03%	7.38%	-7.01%	-31.26%
2023	9.27%	1.70%	2.80%	-2.61%	4.39%	4.59%	2.58%	-8.94%	-5.83%	-6.77%	12.14%	7.38%	19.97%
2024	0.01%	1.56%	2.16%	-5.05%	4.19%	1.16%	-1.67%	2.89%	2.13%	0.12%	8.70%	-3.48%	12.70%
2025	1.93%	-3.88%	-7.01%	1.27%	9.72%	4.68%	1.99%	0.21%	3.15%	3.73%	-4.14%	0.67%	11.83%
2026	3.07%	-3.56%	-3.45%	8.68%									4.31%

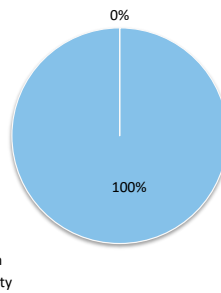
* Returns figures refer to those of the Weisshorn Innovative Technologies Basket from October 2016 to March 2018 and to those of the Weisshorn Funds UCITS - MegaTrends Equity USD since June 2018. The Weisshorn Innovative Technologies Basket was an Actively Managed Certificate and not regulated by UCITS Universe rules.

Source : Fund Partner Solutions

Top 10 Holdings	Sector	Weight
AMD	Semiconductors	5.2%
Bachem	Healthcare	3.6%
Nvidia	Semiconductors	3.5%
CATL	Clean Energy	3.3%
Schneider Electric	Smart cities	3.2%
Palo Alto Networks	Cybersecurity	3.2%
Wise	FinTech	3.2%
Alphabet	Software	3.0%
Lam Research	Semiconductors	3.0%
KRANESHARES ELECTRIC	Clean Transportation	2.9%
Total		34.1%

Source : Weisshorn Asset Management

Asset breakdown



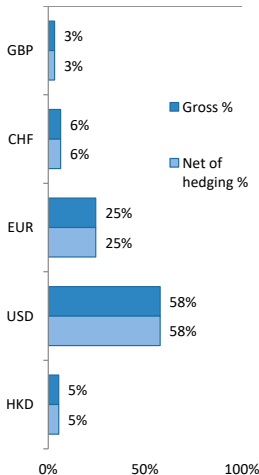
Source : Weisshorn Asset Management

Key Figures

Annualized volatility	21.01%
Maximum Drawdown	-39.66%
Perf Since Inception	57.48%
1Yr Performance	26.44%
3Yrs Annualized Perf.	12.34%
5Yrs Annualized Perf.	1.40%

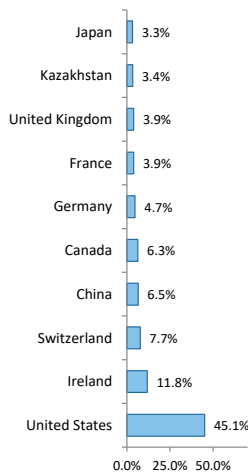
Source : Weisshorn Asset Management

Currency Exposure



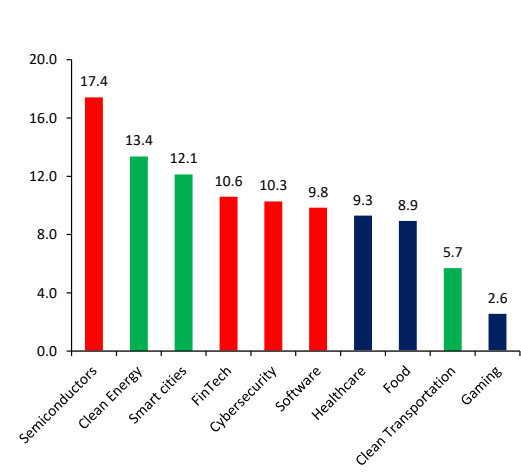
Source : Weisshorn Asset Management

Countries



Source : Weisshorn Asset Management

Themes



Source : Weisshorn Asset Management

In April, global markets remained highly volatile but strong and were driven primarily by the Middle East conflict, which kept energy prices elevated and risk appetite fragile. European equities and U.S. stocks both experienced sharp swings, while safe-haven assets and the dollar remained supported during the month. In this context, the MSCI World increased +9.64%, the S&P 500 increased by +10.49%, while the STOXX 600 also raised by +5.56%. Our fund delivered a performance of +8.68% over the period.

April was another volatile month for global financial markets as the conflict in the Middle East continued to dominate sentiment and commodity pricing. Brent crude surged sharply and remained well above pre-conflict levels, with the World Bank warning that energy prices in 2026 could post their biggest annual increase in four years, while the IMF also highlighted the Middle East as a key source of global uncertainty. Oil prices were already a major transmission channel for that stress: Brent and WTI surged on fears of disruption to flows through the Strait of Hormuz, while periods of easing tension triggered sharp pullbacks that were quickly absorbed.

Fixed income and credit markets were also affected by the combination of geopolitical risk and policy uncertainty despite credit spreads remaining low. The IMF noted that global financial markets were confronting war-related shocks and amplification risks, while investors continued to focus on the spill over into inflation, rates, and cross-asset volatility.

At the micro level the earnings season was very solid globally. In equities, U.S. markets initially recovered part of their March losses, helped by strong earnings season, including among the Magnificent Seven and a rotation beneath the surface, but technology in general remained vulnerable to renewed AI-related concerns, while European equities also stayed sensitive to geopolitics and oil. At the index levels the performance was strong.

Macro data were broadly constructive but insufficient to offset geopolitics: global growth remains positive but slower, euro area inflation has firmed again on energy, and U.S. labor data stayed resilient, supporting a still-cautious risk backdrop.

At the Portfolio level, our strongest contributors in April were the Semiconductors and Software sectors, which delivered respective returns of +30.82% and +21.35%. The month was characterized by a very strong rebound in the software that was previously under pressure due to IA fears and a continuation of very strong results from semiconductors. Accordingly, Gaming and Healthcare were our weakest contributors, declining by -1.79% and -1%, respectively. This correction was more linked to sector rotations than specific catalysts.

At the stock level, AMD and Alphabet were the top contributors, each advancing by approximately +74.26% and +33.82%. AMD delivered very strong returns driven by intense demand for artificial intelligence (AI) infrastructure, strong earnings, and key analyst upgrades. The surge in Alphabet was triggered by a "blowout" Q1 2026 earnings report, where the company demonstrated that its heavy investments in AI were driving record revenue growth and profitability.

Conversely, Insulet and Lindsay were the main detractors, posting declines of -17.97% and -5.96%, respectively. Insulet corrected primarily due to an FDA Class I recall expansion for its Omnipod 5 system and increasing competitive pressures. For Lindsay, the decline was primarily driven by a substantial earnings miss, lower revenues, and sharp margin compression across both its irrigation and infrastructure segment.

During April, we did not execute any Portfolio transactions.

Key Data

Administrator	FundPartner Solutions (Europe) S.A. 15, avenue J.F. Kennedy L-1855 Luxembourg	Share classes	Currency	ISIN	NAV
		Weisshorn Fund UCITS MegaTrends Equity EUR	EURO	LU1812909783	132.54
		Weisshorn Fund UCITS MegaTrends Equity CHF	CHF (Hedged)	LU1812910369	120.41
		Weisshorn Fund UCITS MegaTrends Equity USD	USD (Hedged)	LU1812909940	157.48
Custodian	Pictet & Cie (Europe) S.A. Succursale de Luxembourg				
		Asset Under Management		EUR 18 Mios	
		TER*		2.1% p.a.	
		Management fees		1.5% p.a.	
Investment Manager	Weisshorn Asset Management 7 rue des Alpes CH 1211 Geneve 1 Switzerland www.weisshorn-am.com +41 22 316 03 30	Fund legal Type		Sicav UCITS V	
		Legal Status		Open-ended	
		Dividend distribution policy		Capitalised	
		Subscription / Redemption		Daily / Daily	
		Registration		CH, DE, ES, LU	
		Minimum investment		Minimum initial subscription amount EUR 5'000.	
Auditors	Ernst & Young SA 35E, av JF. Kennedy L-1855 Luxembourg	Entry / Exit Fees		Up to 1% / None	
		The cut-off time to submit subscriptions and /or redemption orders is 12 noon at the latest on the last business day before the valuation day.			
		* Not all costs are presented in this document, further information can be found in the prospectus of the fund			

Disclaimer: This is a marketing communication. Please refer to the prospectus and information document of the fund before making any final investment decisions. Complete information on risks can be found in the chapter "Risk Considerations" in the prospectus. You can obtain a summary of investors rights to the following link: <https://www.pictet.com/content/dam/www/documents/legal-and-notes/fundpartner-solutions/fps-summary-of-investors-rights.pdf>. Future performance is subject to taxation which depends on the personal situation of each investor and which may change in the future. Returns may increase or decrease as a result of currency fluctuations. The prospectus (available in EN, GE), the Key Information Document („KID“) (available in EN, FR, GE, SP), the articles of incorporation (available in EN) and the most recent annual or semi-annual report (available in EN) and after seeking the advice of an independent finance, legal, accounting and tax specialist. Interested parties may obtain the abovementioned documents free of charge from the authorized distribution agencies and from the offices of the Fund at 15, avenue John F. Kennedy, L-1855 Luxembourg. This document is made available exclusively to clients of Weisshorn Asset Management under discretionary portfolio management who has expressly requested to receive such information and documents (such as analysis, research, report, commentary and/or fact sheet). It shall not be communicated to any third party. The information and opinions (including positioning) contained on this document are for information purposes only and is not a solicitation, offer or recommendation to sell or acquire any securities, effect any transaction or to enter into any legal relations. More particularly, no information, document or opinions (including positioning) provided on this website regarding services or products shall constitute or be construed as an offer or solicitation to sell or acquire securities or other instruments in any jurisdiction where such offer or solicitation is prohibited by law or in which the person making an offer or solicitation is not licensed or registered to do so or to any person to whom such offer or solicitation is contradictory to local law or regulation. Any such prohibited offer or solicitation is void and Weisshorn Asset Management will disregard any communication received in respect thereof. Past performance should not be taken as an indication or guarantee of current or future performance, and no representation or warranty, express or implied, is made regarding future performance. Clients are urged to be assisted by professionals to assess the possibilities and risks associated with any financial operation before making any investment or other decisions. For the avoidance of doubt, if you decide to invest, you will be buying units/shares in the Fund and not investing directly in the underlying assets.

Key Term Definition

Frontier markets: Within emerging markets, those that are particularly small, new or under-developed.	Correlation and annualised volatility: Correlation shows how a fund's return moves in relation to the benchmark. Highly correlated investments tend to move up and down together while this is not true for investments with low correlation. Standard deviation or annualised volatility is a measure of historical volatility. It is calculated by comparing the average return with the average variance from that return.
Emerging markets: Markets of less economically developed nations, such as some nations in Asia, Africa, Eastern Europe and Latin America.	Standard deviation: Standard deviation or annualised volatility is a measure of historical volatility. It is calculated by comparing the average return with the average variance from that return.
Bonds: Securities that represent an obligation to repay a debt, with interest. Below investment-grade bonds generally pay higher interest rates but are considered less likely to make all scheduled payments.	Maximum drawdown: The largest loss measured from peak to trough until a new peak is attained.
Convertible bonds: Bonds that offer the holder the option of receiving the payment of principal in either cash or a certain number of shares.	Ongoing charges (OCR): Ongoing charges are based over 12 months of expenses ending the 31 December of the previous year. It is annually updated, but may be adjusted more frequently.
Contingent convertible bonds (CoCos): Convertible bonds that offer the potential for high interest and capital gains, in exchange for higher risk of loss.	Sharpe ratio: The Sharpe ratio shows the fund's risk-adjusted performance. It is calculated by dividing the excess return (portfolio return minus risk free return) by the volatility.
Convertible debt securities: Debt securities that offer the holder the option of receiving the payment of principal in either cash or a certain number of shares.	Tracking error: The volatility of the fund's excess returns over its benchmark returns. It quantifies how closely a manager's return pattern follows that of the benchmark.
Asset-backed securities: A type of debt security backed by receivables (such as credit card debt) and typically carrying above-average risk.	Derivatives risk: Certain derivatives could increase Sub-Fund volatility or expose the Sub-Fund to losses greater than the cost of the derivative.
Debt securities: Securities that represent an obligation to repay a debt, along with interest.	Counterparty risk: The Sub-Fund could lose money if an entity with which it does business becomes unwilling or unable to honor its commitments to the Sub-Fund.
Equities: Securities that represent a share in the business results of a company.	Management risk: Portfolio management techniques that have worked well in normal market conditions could prove ineffective or detrimental during unusual conditions.
Derivatives: Financial instruments whose value is linked to one or more rates, indexes, share prices or other values.	Credit risk: Prices of a debt security may fall if the issuer's creditworthiness deteriorates, or if investors believe it may do so. This risk tends to be greater with lower quality debt securities. In extreme cases, an issuer's securities could become worthless if it fails to make timely debt service payments.
Money market instruments: Financial instruments designed to provide stable value, interest and a very low risk of loss, as well as being readily convertible into cash.	Operational risk: In any market, but especially in emerging markets, the fund could lose some or all of its money through a failure in asset safekeeping or through fraud, corruption, political actions or any other unexpected events.
Option: Financial instruments that offer the right to buy (call option) or sell (put option) shares at a certain price	Liquidity risk: Certain securities could become hard to value, or to sell at a desired time and price.
Commodities: A category that includes metals, building materials, fuels and food ingredients.	
Alpha: Alpha shows the percentage performance of a fund above or below that explained by its exposure to the broader market.	
Beta: Beta shows the average extent a fund's return moves relative to the broader market. A fund with a beta above 1 moves on average more than the market and below 1 moves on average less than the market.	
Cut-off: Deadline for remittance of orders to the transfer agent in Luxembourg as set out in the relevant annexes to the prospectus. You may be required to submit your orders to your financial advisor or fund distributor by an earlier cut-off time.	