



Bluehorn High Yield - USD

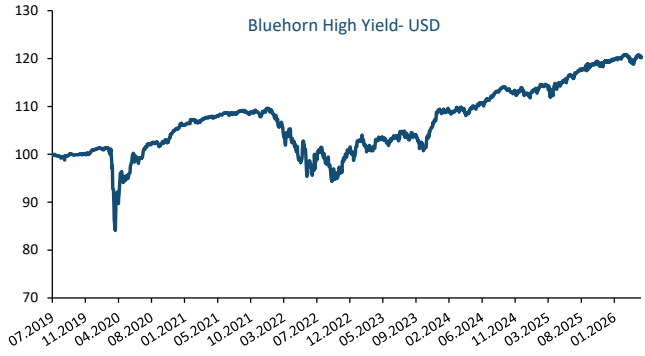
Marketing communication as of : 30.04.2026

Investment Universe and Investment Objectives


ISIN: CH0484998791

NAV 120.227

The investment objective of the certificate is to seek long-term capital growth and income by investing in a debt portfolio of fixed/floating income instruments. The investment manager will select debt securities or issuers to build a portfolio with an overall average credit quality of High Yield. In order to reach its objective, the certificate will mainly invest in debt instruments (public and corporate issuers, short/long maturity bonds, fixed/variable rate securities, senior/subordinated debt, inflation-linked securities, perpetual bonds, investment grade/high yield bonds, convertible bonds, ETFs), derivatives, money market Instruments, cash and cash equivalents.



Source : Weisshorn Asset Management



The Bluehorn High Yield certificate is a long term Fixed Income investment vehicle suitable for long term investors (3-year minimum holding horizon).

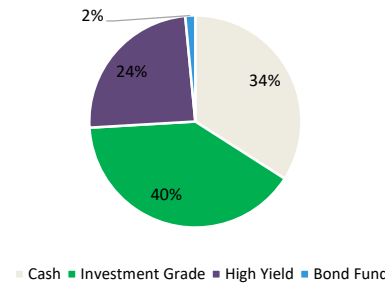
Annual Performance net of fees *													
	January	February	March	April	May	June	July	August	September	October	November	December	YTD
2020	0.10%	-0.89%	-8.08%	3.58%	2.62%	0.20%	3.57%	0.89%	-0.49%	0.39%	2.54%	1.05%	5.05%
2021	0.38%	0.11%	0.73%	0.39%	0.14%	0.59%	0.06%	0.32%	-0.18%	-0.03%	-0.82%	1.60%	3.31%
2022	-1.84%	-1.25%	-1.35%	-4.03%	1.39%	-4.67%	3.48%	-2.49%	-3.56%	2.15%	3.80%	-0.76%	-9.17%
2023	3.56%	-1.80%	1.79%	0.59%	-1.04%	1.33%	0.87%	-0.32%	-1.67%	-1.28%	4.86%	2.65%	9.69%
2024	0.15%	-0.23%	0.92%	-1.15%	1.29%	0.60%	1.42%	1.24%	0.83%	-0.96%	0.06%	-0.33%	3.22%
2025	0.54%	0.76%	-0.15%	0.42%	0.66%	1.15%	0.42%	0.71%	0.59%	0.11%	0.71%	0.03%	6.11%
2026	0.41%	0.57%	-0.91%	0.46%									0.52%

Top 10 Issuers

Issuer	Weight
iShares iBoxx USD Investment G	19.5%
iShares iBoxx USD High Yield C	8.1%
LAS VEGAS SANDS CORP	2.5%
REPUBLIC OF PANAMA	2.2%
TRAFIGURA FUNDING SA	2.1%
NATIONWIDE BLDG SOCIETY	2.1%
ROCHE HOLDINGS INC	2.1%
FORD MOTOR CREDIT CO LLC	2.0%
NETFLIX INC	2.0%
iShares China CNY Bond UCITS E	2.0%
Total	44.6%

Source : Weisshorn Asset Management

Asset breakdown



Source : Weisshorn Asset Management

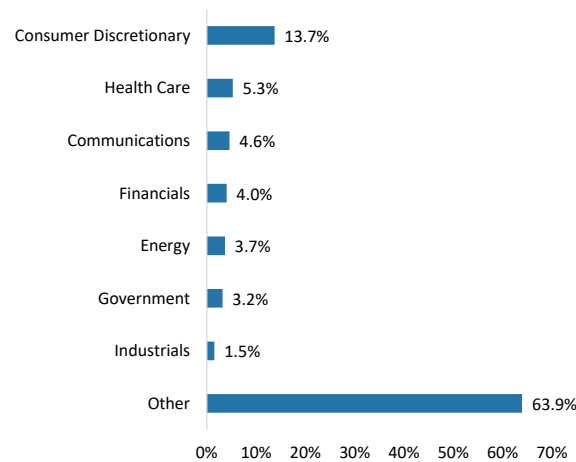
Key Figures

Annualized volatility	6.58%
Maximum Drawdown	-17.06%
Perf Since Inception	20.23%
1 Year performance	5.00%
3 Years performance	15.98%
Modified Duration	1.19
YTM	5.00
Average Rating Linear	BBB+
Average Rating Default Prob.	BBB-

The volatility is calculated on a daily basis and maximum drawdown on a monthly basis.

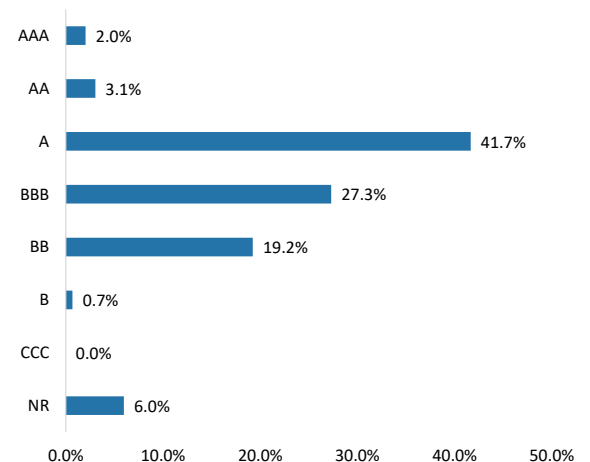
Source : Weisshorn Asset Management

Sectors Breakdown



Source : Weisshorn Asset Management

Rating Breakdown



Source : Weisshorn Asset Management

In April, global markets remained highly volatile but strong and were driven primarily by the Middle East conflict, which kept energy prices elevated and risk appetite fragile. European equities and U.S. stocks both experienced sharp swings, while safe-haven assets and the dollar remained supported during the month. In this context, the MSCI World increased +9.64%, the S&P 500 increased by +10.49%, while the STOXX 600 also raised by +5.56%. Interest rates remain on high level on both side of the Atlantic and credit spreads tended to narrow.

Despite the month being rich in macro events, markets remained very resilient and delivered a strong performance. Investors are regaining confidence and focusing on a bright future. Sentiment and Commodity pricing continued to dominate. Brent crude surged sharply and remained well above pre-conflict levels, with the World Bank warning that energy prices in 2026 could post their biggest annual increase in four years, while the IMF also highlighted the Middle East as a key source of global uncertainty. Oil prices were already a major transmission channel for that stress: Brent and WTI surged on fears of disruption to flows through the Strait of Hormuz, while periods of easing tension triggered sharp pullbacks that were quickly absorbed.

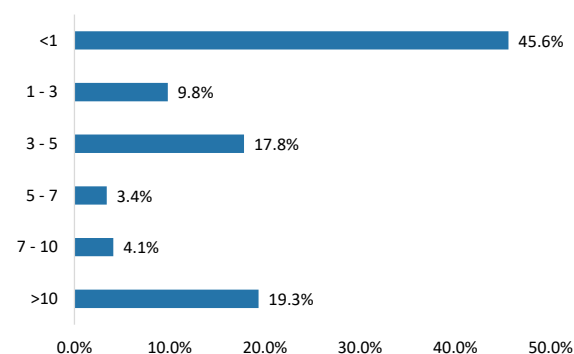
Fixed income and Credit markets were also affected by the combination of geopolitical risk and policy uncertainty despite credit spreads remaining low. The IMF noted that global financial markets were confronting war-related shocks and amplification risks, while investors continued to focus on the spill over into inflation, rates, and cross-asset volatility.

At the micro level the earnings season was very solid globally. In equities, U.S. markets initially recovered part of their March losses, helped by strong earnings season, including among the Magnificent Seven and a rotation beneath the surface, but Technology in general remained vulnerable to renewed AI-related concerns, while European equities also stayed sensitive to geopolitics and Oil. At the index levels the performance was strong, the well-known large caps names mainly contributing positively.

Macro data were broadly constructive but insufficient to offset geopolitics: global growth remains positive but slower, euro area inflation has firmed again. Regarding Central Banks, all the main ones, the FED, ECB, BOE and BOJ, kept interest rates unchanged, showing a wait and see approach. Central Bankers mainly said that they were waiting for data in order to take a decision.

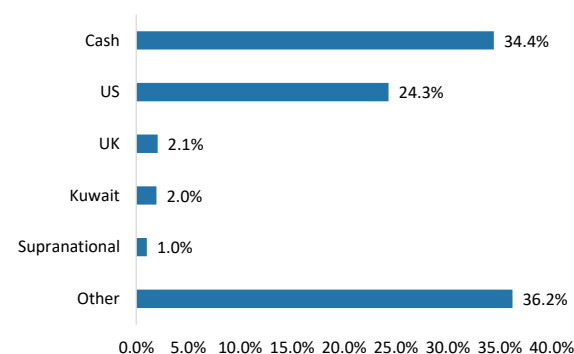
In this environment, the Bluehorn High Yield Certificate rose 0.46% over the month, bringing its year-to-date performance to 0.52%. The contribution to performance came equally from the High Yield and Investment Grade segments. The puts we had sold expired worthless, allowing us to realize a solid profit on these trades. We took the opportunity to sell new series with a maturity date in December 2026. We are maintaining the same strategy for now and are waiting for attractive opportunities to increase our exposure to the High Yield portfolio.

Maturity



Source : Weisshorn Asset Management

Country



Source : Weisshorn Asset Management

Key Data

Issuer	Bank Vontobel AG 8098 Zürich	Share classes	Bluehorn High Yield USD	Currency	USD	ISIN	CH0484998791	NAV	120.227
Custodian	Bank Vontobel AG 8098 Zürich	Asset Under Management							10.5 Mios USD
Portfolio Advisor	Weisshorn Asset Management 7 rue des Alpes CH 1211 Geneve 1 Switzerland www.weisshorn-am.com +41 22 316 03 30	Issuer Fee							0.40%
		Advisory Fee							1.20%
		Fund legal Type							Actively Managed Certificate
		Legal Status							Open-ended
		Initial Fixing Date							02.07.2019
		Dividend distribution policy							Capitalised
		Subscription/ Redemption							Daily / Daily
		Minimum investment							1 share

Disclaimer : This is a marketing communication. Please refer to the prospectus and information document of the fund before making any final investment decisions. You can obtain a summary of investors rights to the following link: <https://www.group.pictet/media/sd/176b100ab205a6e6aef82b0250138f889675b903>. Future performance is subject to taxation which depends on the personal situation of each investor and which may change in the future. Returns may increase or decrease as a result of currency fluctuations. The prospectus, the Key Investor Information Document („KIID“), the articles of incorporation and the most recent annual or semi-annual report and after seeking the advice of an independent finance, legal, accounting and tax specialist. Interested parties may obtain the abovementioned documents free of charge from the authorized distribution agencies and from the offices of the Fund at 15, avenue John F. Kennedy, L-1855 Luxembourg. This document is made available exclusively to clients of Weisshorn Asset Management under discretionary portfolio management who has expressly requested to receive such information and documents (such as analysis, research, report, commentary and/or fact sheet). It shall not be communicated to any third party. The information and opinions (including positioning) contained on this document are for information purposes only and is not a solicitation, offer or recommendation to sell or acquire any securities, effect any transaction or to enter into any legal relations. More particularly, no information, document or opinions (including positioning) provided on this website regarding services or products shall constitute or be construed as an offer or solicitation to sell or acquire securities or other instruments in any jurisdiction where such offer or solicitation is prohibited by law or in which the person making an offer or solicitation is not licensed or registered to do so or to any person to whom such offer or solicitation is contradictory to local law or regulation. Any such prohibited offer or solicitation is void and Weisshorn Asset Management will disregard any communication received in respect thereof. Past performance should not be taken as an indication or guarantee of current or future performance, and no representation or warranty, express or implied, is made regarding future performance. Clients are urged to be assisted by professionals to assess the possibilities and risks associated with any financial operation before making any investment or other decisions.

Frontier markets: Within emerging markets, those that are particularly small, new or under-developed.	Correlation and annualised volatility: Correlation shows how a fund's return moves in relation to the benchmark. Highly correlated investments tend to move up and down together while this is not true for investments with low correlation. Standard deviation or annualised volatility is a measure of historical volatility. It is calculated by comparing the average return with the average variance from that return.
Emerging markets: Markets of less economically developed nations, such as some nations in Asia, Africa, Eastern Europe and Latin America.	Standard deviation: Standard deviation or annualised volatility is a measure of historical volatility. It is calculated by comparing the average return with the average variance from that return.
Bonds: Securities that represent an obligation to repay a debt, with interest. Below investment-grade bonds generally pay higher interest rates but are considered less likely to make all scheduled payments.	Maximum drawdown: The largest loss measured from peak to trough until a new peak is attained.
Convertible bonds: Bonds that offer the holder the option of receiving the payment of principal in either cash or a certain number of shares.	Ongoing charges (OCR): Ongoing charges are based over 12 months of expenses ending the 31 December of the previous year. It is annually updated, but may be adjusted more frequently.
Contingent convertible bonds (CoCos): Convertible bonds that offer the potential for high interest and capital gains, in exchange for higher risk of loss.	Sharpe ratio: The Sharpe ratio shows the fund's risk-adjusted performance. It is calculated by dividing the excess return (portfolio return minus risk free return) by the volatility.
Convertible debt securities: Debt securities that offer the holder the option of receiving the payment of principal in either cash or a certain number of shares.	Tracking error: The volatility of the fund's excess returns over its benchmark returns. It quantifies how closely a manager's return pattern follows that of the benchmark.
Asset-backed securities: A type of debt security backed by receivables (such as credit card debt) and typically carrying above-average risk.	Derivatives risk: Certain derivatives could increase Sub-Fund volatility or expose the Sub-Fund to losses greater than the cost of the derivative.
Debt securities: Securities that represent an obligation to repay a debt, along with interest.	Counterparty risk: The Sub-Fund could lose money if an entity with which it does business becomes unwilling or unable to honor its commitments to the Sub-Fund.
Equities: Securities that represent a share in the business results of a company.	Management risk: Portfolio management techniques that have worked well in normal market conditions could prove ineffective or detrimental during unusual conditions.
Derivatives: Financial instruments whose value is linked to one or more rates, indexes, share prices or other values.	Credit risk: Prices of a debt security may fall if the issuer's creditworthiness deteriorates, or if investors believe it may do so. This risk tends to be greater with lower quality debt securities. In extreme cases, an issuer's securities could become worthless if it fails to make timely debt service payments.
Money market instruments: Financial instruments designed to provide stable value, interest and a very low risk of loss, as well as being readily convertible into cash.	Operational risk: In any market, but especially in emerging markets, the fund could lose some or all of its money through a failure in asset safekeeping or through fraud, corruption, political actions or any other unexpected events.
Option: Financial instruments that offer the right to buy (call option) or sell (put option) shares at a certain price	Liquidity risk: Certain securities could become hard to value, or to sell at a desired time and price.
Commodities: A category that includes metals, building materials, fuels and food ingredients.	
Alpha: Alpha shows the percentage performance of a fund above or below that explained by its exposure to the broader market.	
Beta: Beta shows the average extent a fund's return moves relative to the broader market. A fund with a beta above 1 moves on average more than the market and below 1 moves on average less than the market.	
Cut-off: Deadline for remittance of orders to the transfer agent in Luxembourg as set out in the relevant annexes to the prospectus. You may be required to submit your orders to your financial advisor or fund distributor by an earlier cut-off time.	