



Weisshorn Funds UCITS – Balanced USD


Marketing communication as of : 30.11.2025

Investment Universe and Investment Objectives

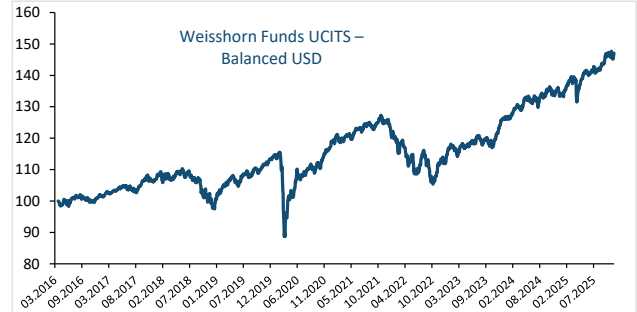
ISIN: LU1396255876

NAV 147.07

The investment objective of the Sub-Fund is to seek long-term capital growth and income by investing in equities, fixed/floating income instruments, money market instruments, cash equivalents, collective investment schemes pursuing traditional strategies and to a lesser extent alternative strategies UCITS eligible funds. Total equity exposure coming from direct investments or from UCITS with as main investment objective in their issue document to invest in equity will not exceed 50% of the net assets. The Sub-fund is actively managed. The Sub-Fund has no benchmark index and is not managed in reference to a benchmark index.



The Weisshorn Balanced fund is a long term mixed investment vehicle suitable for long term investors (5-year minimum holding horizon). The actual risk can vary significantly if you cash in at an early stage and you may get back less. The summary risk indicator is a guide to the level of risk of this product compared to other products. It shows how likely it is that the product will lose money because of movements in the markets or because we are not able to pay you. The essential risks of the investment fund lie in the possibility of depreciation of the securities in which the fund is invested. Other risks materially relevant to the PRIIP not included in the summary risk indicator: Liquidity risks, Counterparty risks, Operational risks, Risks from the use of derivatives. This product does not include any protection from future market performance, so you could lose some or all of your investment. If we are not able to pay you what is owed, you could lose your entire investment.



The past performance is not an indicator of future returns. The return of the fund may go down as well as up due to changes in rates of exchange between currencies. Future performance is subject to taxation which depends on the personal situation of each investor and which may change in the future.

Source : Weisshorn Asset Management

Annual Performance net of fees *													
	January	February	March	April	May	June	July	August	September	October	November	December	YTD
2020	0.23%	-3.13%	-12.79%	7.39%	3.04%	1.00%	1.25%	2.28%	-0.81%	0.26%	4.21%	1.80%	3.39%
2021	1.02%	0.58%	0.44%	1.61%	-0.02%	1.40%	0.36%	0.92%	-1.31%	1.66%	-0.14%	0.84%	7.55%
2022	-3.69%	-1.25%	-0.73%	-3.66%	0.07%	-5.22%	4.48%	-1.43%	-5.15%	1.71%	4.67%	-0.81%	-11.01%
2023	4.38%	-0.62%	0.81%	0.20%	0.11%	1.40%	1.41%	-1.10%	-0.59%	-0.63%	3.83%	3.12%	12.82%
2024	0.47%	0.96%	2.02%	-0.69%	1.99%	-0.91%	1.13%	1.22%	0.72%	-1.12%	0.96%	-0.97%	5.87%
2025	2.00%	1.66%	-0.43%	-0.43%	2.62%	-0.35%	0.49%	0.57%	1.72%	1.60%	0.12%		9.93%

Source : Fund Partner Solutions

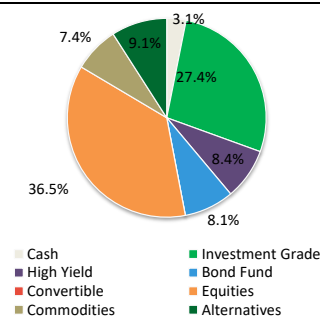
Top 10 Holdings

Weight

Invesco Physical Gold ETC	5.6%
Weisshorn Funds UCITS - MegaTrends Equity	4.1%
EUR	3.5%
Weisshorn Dividend Selection	3.5%
Privilege - Amber Event Europ	3.4%
Buoni Poliennali	3.2%
EUR	3.1%
Solys SGI STEP Premium	3.1%
Bluehorn Equity Conviction	3.0%
European Union 0.7% 2051	2.7%

Total 35.4%

Asset breakdown



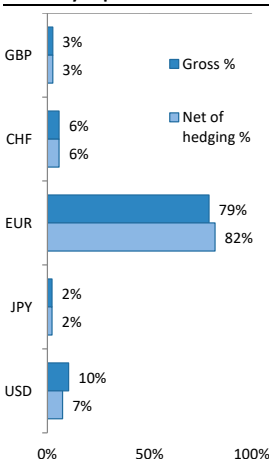
Key Figures

Annualized volatility	6.4%
Maximum Drawdown	-17.0%
Perf Since Inception	47.1%
1Yr performance	8.9%
3Yrs annualized Perf.	9.21%
5Yrs annualized Perf.	5.05%

The volatility is calculated on a daily basis and maximum drawdown on a monthly basis

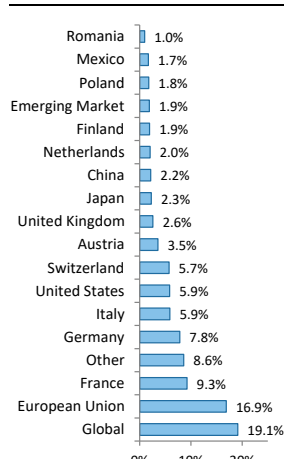
Source : Weisshorn Asset Management

Currency Exposure



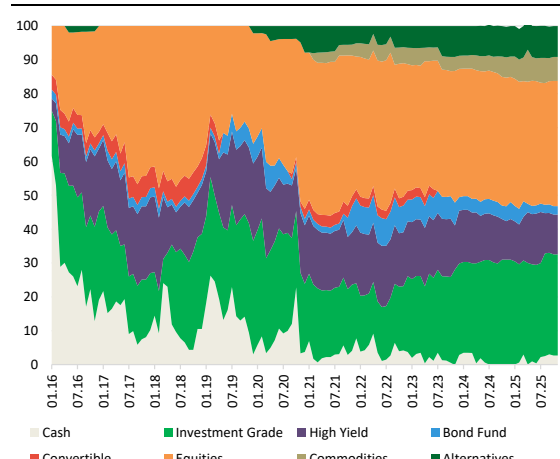
Source : Weisshorn Asset Management

Countries



Source : Weisshorn Asset Management

Asset breakdown Historical Evolution



Source : Weisshorn Asset Management

November was defined by uncertainty. The typical positive seasonal trends were upended by the longest US Government shutdown in history and increasing concerns about the profitability of the AI sector. In this environment, equity markets struggled to find direction. Mega-cap Tech stocks underperformed sharply, prompting investors to shift toward defensive sectors. The S&P 500 ended nearly flat, rising just 0.13%, while the Nasdaq 100 declined by 1.64%. In Europe, the Stoxx 600 gained 0.79%. Rates have tended to fall on both sides of the Atlantic, except for very long maturities, confirming the steepening trend in the curve.

On the AI front, uncertainty remained despite strong earnings from companies like Nvidia. Investors began questioning whether the sector could continue to turn massive debt-financed investments into sustainable profits. Concerns grew over circular financing between Hyperscalers and Chipmakers further dampening enthusiasm for large Tech firms.

Adding to this was the situation at the Federal Reserve, which faced one of the toughest information vacuums for a long time. The Government shutdown delayed the release of key economic data, leaving policymakers to rely on incomplete private-sector indicators. This uncertainty heightened ahead of the December FOMC meeting, where expectations for a 25bps rate cut surged above 80%.

Geopolitics also offered a potential turning point. The US presented a 28-points peace plan to Ukraine, involving neutrality guarantees and territorial concessions. While Moscow deemed the proposal incomplete, it acknowledged it as a starting point for discussions, keeping hopes for a diplomatic breakthrough alive.

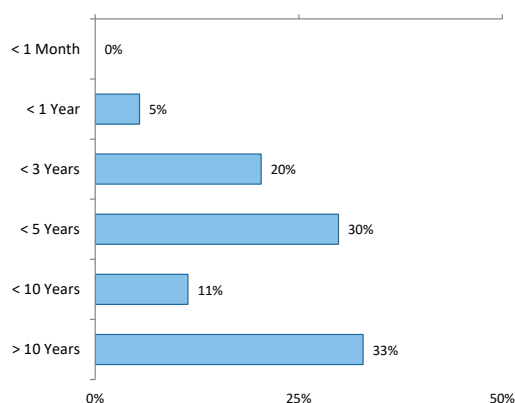
In this environment, the Weisshorn Balanced USD sub-fund remained quite unchanged in November and has consolidated a performance of 9.93% since the beginning of the year.

The Bond portfolio did not contribute to performance. With our barbell exposure, slight losses on longer maturities were offset by small gains on shorter maturities. Credit spreads remain stable overall at historically low levels, which keeps our exposure to High Yield unchanged.

Our exposure to equities suffered slightly (-11 bps), mainly due to profit-taking on Technology companies, Leonardo, and China. Conversely, our Defensive themes largely offset these declines. Once again, the main contributor to the portfolio remains Gold (25 bps).

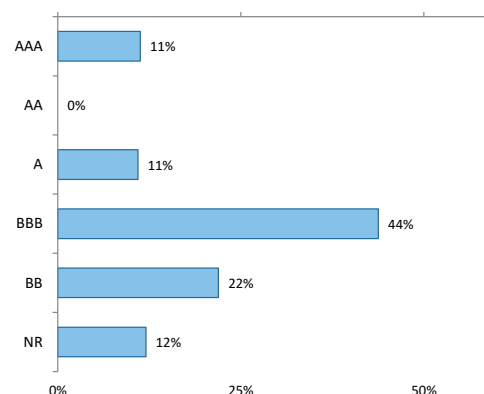
We did not make any reallocations last month. We believe our portfolio is well diversified in the current uncertain environment.

Fixed Income Maturities



Source: Weisshorn Asset Management

Fixed Income Ratings



Source: Weisshorn Asset Management

Key Data

Administrator	FundPartner Solutions (Europe) S.A. 15, avenue J.F. Kennedy L-1855 Luxembourg	Share classes	Currency	ISIN	NAV
		Weisshorn Fund UCITS Balanced EUR	EURO	LU1336271389	124.4
		Weisshorn Fund UCITS Balanced CHF	CHF (Hedged)	LU1396255363	112.28
		Weisshorn Fund UCITS Balanced USD	USD (Hedged)	LU1396255876	147.07
Custodian	Pictet & Cie (Europe) AG Succursale de Luxembourg				
		Asset Under Management		EUR 86.3 Mios	
		TER*		1.73% p.a.	
Investment Manager	Weisshorn Asset Management 7 rue des Alpes CH 1211 Geneve 1 Switzerland www.weisshorn-am.com +41 22 316 03 30	Management fees		1.3% p.a.	
		Fund legal Type		Sicav UCITS V	
		Legal Status		Open-ended	
		Dividend distribution policy		Capitalised	
		Subscription/ Redemption		Daily / Daily	
		Registration		CH, DE, ES, LU	
		Minimum investment	Minimum initial subscription amount EUR 5'000.		
Auditors	Ernst & Young SA 35E, av JF. Kennedy L-1855 Luxembourg	Entry / Exit Fees		Up to 1% / None	
		The cut-off time to submit subscriptions and /or redemption orders is 12 noon at the latest on the last business day before the valuation day.			
		*not all costs are presented in this document, further information can be found in the prospectus of the fund.			

Disclaimer: This is a marketing communication. Please refer to the prospectus and information document of the fund before making any final investment decisions. Complete information on risks can be found in the chapter "Risk Considerations" in the prospectus. You can obtain a summary of investors rights to the following link: <https://www.pictet.com/content/dam/www/documents/legal-and-notes/fundpartner-solutions/fps-summary-of-investors-rights.pdf>. Future performance is subject to taxation which depends on the personal situation of each investor and which may change in the future. Returns may increase or decrease as a result of currency fluctuations. The prospectus (available in EN, GE), the Key Information Document („KID“) (available in EN, FR, GE, SP), the articles of incorporation (available in EN) and the most recent annual or semi-annual report (available in EN) and after seeking the advice of an independent finance, legal, accounting and tax specialist. Interested parties may obtain the abovementioned documents free of charge from the authorized distribution agencies and from the offices of the Fund at 15, avenue John F. Kennedy, L-1855 Luxembourg. This document is made available exclusively to clients of Weisshorn Asset Management under discretionary portfolio management who has expressly requested to receive such information and documents (such as analysis, research, report, commentary and/or fact sheet). It shall not be communicated to any third party. The information and opinions (including positioning) contained on this document are for information purposes only and is not a solicitation, offer or recommendation to sell or acquire any securities, effect any transaction or to enter into any legal relations. More particularly, no information, document or opinions (including positioning) provided on this website regarding services or products shall constitute or be construed as an offer or solicitation to sell or acquire securities or other instruments in any jurisdiction where such offer or solicitation is prohibited by law or in which the person making an offer or solicitation is not licensed or registered to do so or to any person to whom such offer or solicitation is contradictory to local law or regulation. Any such prohibited offer or solicitation is void and Weisshorn Asset Management will disregard any communication received in respect thereof. Past performance should not be taken as an indication or guarantee of current or future performance, and no representation or warranty, express or implied, is made regarding future performance. Clients are urged to be assisted by professionals to assess the possibilities and risks associated with any financial operation before making any investment or other decisions. For the avoidance of doubt, if you decide to invest, you will be buying units/shares in the Fund and not investing directly in the underlying assets.

Frontier markets: Within emerging markets, those that are particularly small, new or under-developed.	Correlation and annualised volatility: Correlation shows how a fund's return moves in relation to the benchmark. Highly correlated investments tend to move up and down together while this is not true for investments with low correlation. Standard deviation or annualised volatility is a measure of historical volatility. It is calculated by comparing the average return with the average variance from that return.
Emerging markets: Markets of less economically developed nations, such as some nations in Asia, Africa, Eastern Europe and Latin America.	Standard deviation: Standard deviation or annualised volatility is a measure of historical volatility. It is calculated by comparing the average return with the average variance from that return.
Bonds: Securities that represent an obligation to repay a debt, with interest. Below investment-grade bonds generally pay higher interest rates but are considered less likely to make all scheduled payments.	Maximum drawdown: The largest loss measured from peak to trough until a new peak is attained.
Convertible bonds: Bonds that offer the holder the option of receiving the payment of principal in either cash or a certain number of shares.	Ongoing charges (OCR): Ongoing charges are based over 12 months of expenses ending the 31 December of the previous year. It is annually updated, but may be adjusted more frequently.
Contingent convertible bonds (CoCos): Convertible bonds that offer the potential for high interest and capital gains, in exchange for higher risk of loss.	Sharpe ratio: The Sharpe ratio shows the fund's risk-adjusted performance. It is calculated by dividing the excess return (portfolio return minus risk free return) by the volatility.
Convertible debt securities: Debt securities that offer the holder the option of receiving the payment of principal in either cash or a certain number of shares.	Tracking error: The volatility of the fund's excess returns over its benchmark returns. It quantifies how closely a manager's return pattern follows that of the benchmark.
Asset-backed securities: A type of debt security backed by receivables (such as credit card debt) and typically carrying above-average risk.	Derivatives risk: Certain derivatives could increase Sub-Fund volatility or expose the Sub-Fund to losses greater than the cost of the derivative.
Debt securities: Securities that represent an obligation to repay a debt, along with interest.	Counterparty risk: The Sub-Fund could lose money if an entity with which it does business becomes unwilling or unable to honor its commitments to the Sub-Fund.
Equities: Securities that represent a share in the business results of a company.	Management risk: Portfolio management techniques that have worked well in normal market conditions could prove ineffective or detrimental during unusual conditions.
Derivatives: Financial instruments whose value is linked to one or more rates, indexes, share prices or other values.	Credit risk: Prices of a debt security may fall if the issuer's creditworthiness deteriorates, or if investors believe it may do so. This risk tends to be greater with lower quality debt securities. In extreme cases, an issuer's securities could become worthless if it fails to make timely debt service payments.
Money market instruments: Financial instruments designed to provide stable value, interest and a very low risk of loss, as well as being readily convertible into cash.	Operational risk: In any market, but especially in emerging markets, the fund could lose some or all of its money through a failure in asset safekeeping or through fraud, corruption, political actions or any other unexpected events.
Option: Financial instruments that offer the right to buy (call option) or sell (put option) shares at a certain price	Liquidity risk: Certain securities could become hard to value, or to sell at a desired time and price.
Commodities: A category that includes metals, building materials, fuels and food ingredients.	
Alpha: Alpha shows the percentage performance of a fund above or below that explained by its exposure to the broader market.	
Beta: Beta shows the average extent a fund's return moves relative to the broader market. A fund with a beta above 1 moves on average more than the market and below 1 moves on average less than the market.	
Cut-off: Deadline for remittance of orders to the transfer agent in Luxembourg as set out in the relevant annexes to the prospectus. You may be required to submit your orders to your financial advisor or fund distributor by an earlier cut-off time.	