



## Weisshorn Funds UCITS – Balanced EUR


Marketing communication as of : 31.07.2025

### Investment Universe and Investment Objectives

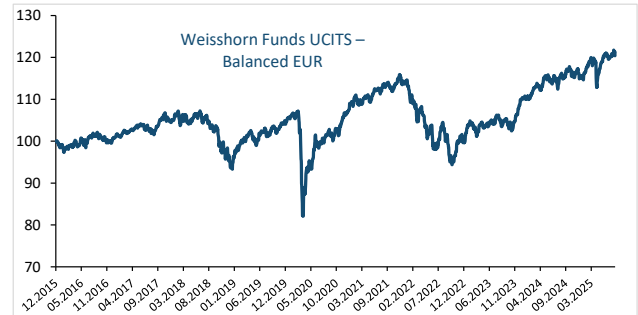
ISIN: LU1336271389

NAV 120.4

The investment objective of the Sub-Fund is to seek long-term capital growth and income by investing in equities, fixed/floating income instruments, money market instruments, cash equivalents, collective investment schemes pursuing traditional strategies and to a lesser extent alternative strategies UCITS eligible funds. Total equity exposure coming from direct investments or from UCITS with as main investment objective in their issue document to invest in equity will not exceed 50% of the net assets. The Sub-fund is actively managed. The Sub-Fund has no benchmark index and is not managed in reference to a benchmark index.



The Weisshorn Balanced fund is a long term mixed investment vehicle suitable for long term investors (5-year minimum holding horizon). The actual risk can vary significantly if you cash in at an early stage and you may get back less. The summary risk indicator is a guide to the level of risk of this product compared to other products. It shows how likely it is that the product will lose money because of movements in the markets or because we are not able to pay you. The essential risks of the investment fund lie in the possibility of depreciation of the securities in which the fund is invested. Other risks materially relevant to the PRIIP not included in the summary risk indicator: Liquidity risks, Counterparty risks, Operational risks, Risks from the use of derivatives. This product does not include any protection from future market performance, so you could lose some or all of your investment. If we are not able to pay you what is owed, you could lose your entire investment.



The past performance is not an indicator of future returns. The return of the fund may go down as well as up due to changes in rates of exchange between currencies. Future performance is subject to taxation which depends on the personal situation of each investor and which may change in the future.

Source : Weisshorn Asset Management

Annual Performance net of fees *													
	January	February	March	April	May	June	July	August	September	October	November	December	YTD
2020	0.03%	-3.25%	-13.12%	7.20%	2.94%	0.93%	1.20%	2.21%	-0.89%	0.18%	4.18%	1.64%	1.85%
2021	0.95%	0.54%	0.33%	1.55%	-0.08%	1.34%	0.29%	0.86%	-1.38%	1.61%	-0.11%	0.68%	6.74%
2022	-3.77%	-1.27%	-0.94%	-3.67%	-0.17%	-5.42%	4.24%	-1.62%	-5.40%	1.46%	4.47%	-1.11%	-12.96%
2023	4.14%	-0.77%	0.60%	0.07%	-0.06%	1.24%	1.26%	-1.27%	-0.72%	-0.74%	3.71%	2.99%	10.76%
2024	0.35%	0.84%	1.91%	-0.79%	1.87%	-1.03%	0.98%	1.09%	0.61%	-1.23%	0.87%	-1.12%	4.37%
2025	1.88%	1.56%	-0.57%	-0.61%	2.44%	-0.51%	0.27%						4.50%

Source : Fund Partner Solutions

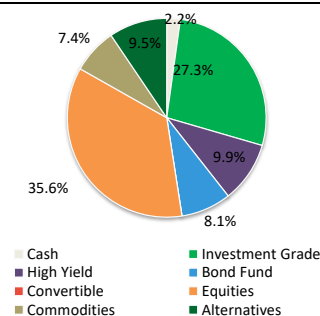
### Top 10 Holdings

### Weight

Invesco Physical Gold ETC	5.8%
Weisshorn Funds UCITS - MegaTrends Equity	4.2%
Privilege - Amber Event Europ	3.7%
EUR	3.6%
Weisshorn Dividend Selection	3.4%
Buoni Poliennali	3.3%
Solys SGI STEP Premium	3.1%
Bluehorn Equity Conviction	2.9%
European Union 0.7% 2051	2.8%
Leonardo SpA	2.8%

Total 35.6%

### Asset breakdown



Source : Weisshorn Asset Management

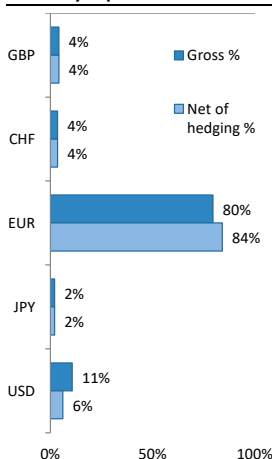
### Key Figures

Annualized volatility	6.4%
Maximum Drawdown	-17.0%
Perf Since Inception	20.4%
1Yr performance	4.7%
3Yrs annualized Perf.	5.62%
5Yrs annualized Perf.	3.82%

The volatility is calculated on a daily basis and maximum drawdown on a monthly basis

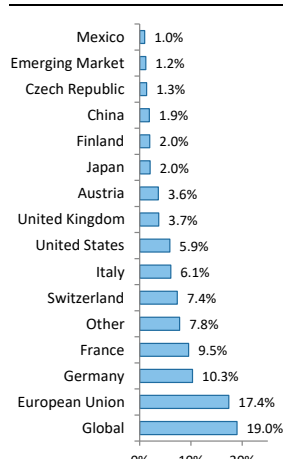
Source : Weisshorn Asset Management

### Currency Exposure



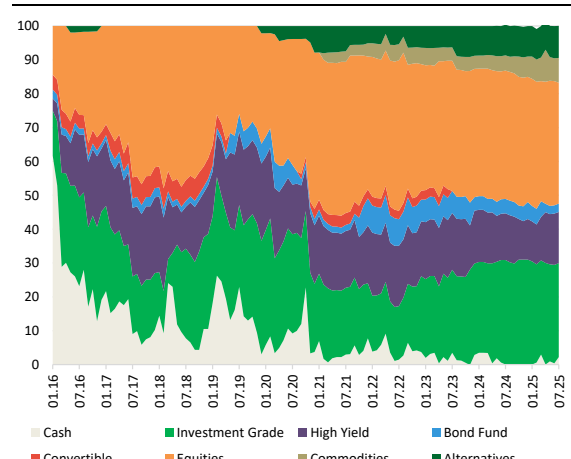
Source : Weisshorn Asset Management

### Countries



Source : Weisshorn Asset Management

### Asset breakdown Historical Evolution



Source : Weisshorn Asset Management

Although several key deadlines occurred in July, the equity markets remained surprisingly calm. In this context, the S&P 500 rose by 2.24%, the Stoxx 600 gained 0.99%, and yield curve remained steady.

During the first week of July, the U.S. Senate passed President Trump's "Big Beautiful Bill". While economists remain divided on the macroeconomic impact of this measure, the President claims that this new budget will help stimulate the country's growth. What is widely agreed upon, however, is that it will lead to an increase in public debt. To finance these new initiatives, the debt ceiling was preemptively raised by \$5 trillion. This announcement pushed yields slightly higher, although the market remains uncertain as to whether this budget will ultimately drive growth and/or inflation.

On July 9th, the tariff truce deadline expired. As anticipated by the "TACO" traders (Trump Always Chickens Out), the administration granted an additional one-month delay to allow more time for negotiations. This resulted in several trade deals, the most significant being those with Japan and the European Union, both of which are now subject to a 15% tariff rate. This "positive" news helped to revive investor sentiment and extend the market rally.

Macroeconomic data confirm that the economy is proving more resilient than expected. Inflation figures remain contained for now, although still above the 2% threshold at 2.7% in the U.S. and labor market data suggest that tariffs have not yet had a meaningful impact on growth, hence no need for workforce reductions. On the microeconomic front, Q2 earnings season has begun. As usual, analysts revised expectations downward ahead of the reporting period, leading to widespread earnings beats. Market valuations remain elevated, but as long as revenue and EPS growth remain intact, these levels appear "justifiable".

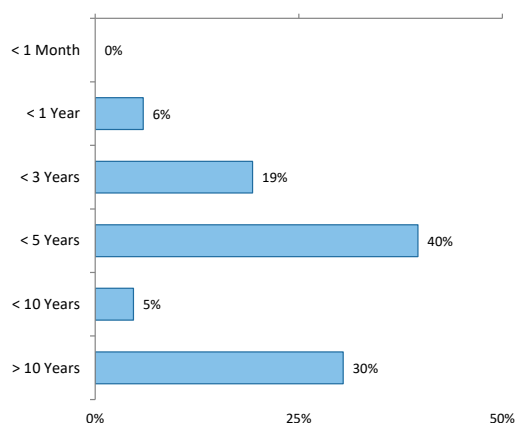
In this environment, the Weisshorn Balanced EUR sub-fund gained 0.27% over the month. Performance since the beginning of the year stands at +4.5%.

Thanks to credit spreads that remain tight with government bond yields trending slightly lower, the Bond pocket had a positive contribution in July (+21 basis points).

Despite uncertainties related to new tariffs imposed by the US, the Equity pocket performed relatively well (+31 basis points), mainly thanks to solid earnings. AstraZeneca soared nearly 12% after announcing plans to invest \$50 billion in the US by 2030. This should enable the pharmaceutical company to avoid punitive tariffs on its drugs. The rise in the share price contributed 24 basis points to the fund. Conversely, Nestlé fell nearly 10% over the month after publishing results that were deemed disappointing by the market.

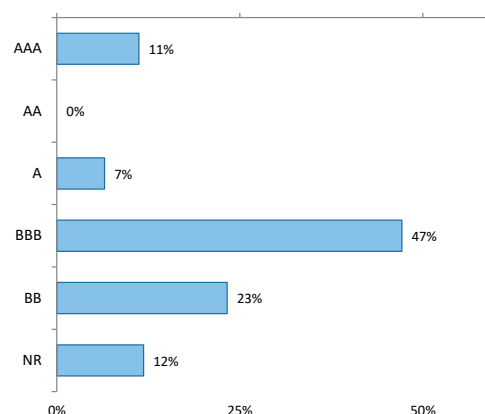
Our Commodities pocket cost 15 basis points, mainly due to volatility in Copper. This metal, which is essential for the future electrification of the economy, is at the center of speculation about the tariffs that the US will impose on imports. This does not call into question the strong demand that is expected to materialize in the coming years. We took advantage of this to slightly increase our exposure at the expense of our positions in Albemarle and Eramet.

#### Fixed Income Maturities



Source: Weisshorn Asset Management

#### Fixed Income Ratings



Source: Weisshorn Asset Management

#### Key Data

<b>Administrator</b>	FundPartner Solutions ( Europe ) S.A. 15, avenue J.F. Kennedy L-1855 Luxembourg	<b>Share classes</b> Weisshorn Fund UCITS Balanced EUR Weisshorn Fund UCITS Balanced CHF Weisshorn Fund UCITS Balanced USD	<b>Currency</b> EURO CHF (Hedged) USD (Hedged)	<b>ISIN</b> LU1336271389 LU1396255363 LU1396255876	<b>NAV</b> 120.4 109.48 141.33
<b>Custodian</b>	Pictet & Cie ( Europe ) AG Succursale de Luxembourg	<b>Asset Under Management</b> <b>TER*</b> <b>Management fees</b> <b>Fund legal Type</b> <b>Legal Status</b> <b>Dividend distribution policy</b> <b>Subscription/ Redemption</b> <b>Registration</b> <b>Minimum investment</b>	EUR 83.7 Mios 1.73% p.a. 1.3% p.a. Sicav UCITS V Open-ended Capitalised Daily / Daily CH, DE, ES, LU Minimum initial subscription amount EUR 5'000.		
<b>Investment Manager</b>	Weisshorn Asset Management 7 rue des Alpes CH 1211 Geneve 1 Switzerland <a href="http://www.weisshorn-am.com">www.weisshorn-am.com</a> +41 22 316 03 30	<b>Entry / Exit Fees</b> The cut-off time to submit subscriptions and /or redemption orders is 12 noon at the latest on the last business day before the valuation day. *not all costs are presented in this document, further information can be found in the prospectus of the fund.	Up to 1% / None		
<b>Auditors</b>	Ernst & Young SA 35E, av JF. Kennedy L-1855 Luxembourg				

Disclaimer: This is a marketing communication. Please refer to the prospectus and information document of the fund before making any final investment decisions. Complete information on risks can be found in the chapter "Risk Considerations" in the prospectus. You can obtain a summary of investors rights to the following link: <https://www.pictet.com/content/dam/www/documents/legal-and-notes/fundpartner-solutions/fps-summary-of-investors-rights.pdf>. Future performance is subject to taxation which depends on the personal situation of each investor and which may change in the future. Returns may increase or decrease as a result of currency fluctuations. The prospectus (available in EN, GE), the Key Information Document („KID“) (available in EN, FR, GE, SP), the articles of incorporation (available in EN) and the most recent annual or semi-annual report (available in EN) and after seeking the advice of an independent finance, legal, accounting and tax specialist. Interested parties may obtain the abovementioned documents free of charge from the authorized distribution agencies and from the offices of the Fund at 15, avenue John F. Kennedy, L-1855 Luxembourg. This document is made available exclusively to clients of Weisshorn Asset Management under discretionary portfolio management who has expressly requested to receive such information and documents (such as analysis, research, report, commentary and/or fact sheet). It shall not be communicated to any third party. The information and opinions (including positioning) contained on this document are for information purposes only and is not a solicitation, offer or recommendation to sell or acquire any securities, effect any transaction or to enter into any legal relations. More particularly, no information, document or opinions (including positioning) provided on this website regarding services or products shall constitute or be construed as an offer or solicitation to sell or acquire securities or other instruments in any jurisdiction where such offer or solicitation is prohibited by law or in which the person making an offer or solicitation is not licensed or registered to do so or to any person to whom such offer or solicitation is contradictory to local law or regulation. Any such prohibited offer or solicitation is void and Weisshorn Asset Management will disregard any communication received in respect thereof. Past performance should not be taken as an indication or guarantee of current or future performance, and no representation or warranty, express or implied, is made regarding future performance. Clients are urged to be assisted by professionals to assess the possibilities and risks associated with any financial operation before making any investment or other decisions. For the avoidance of doubt, if you decide to invest, you will be buying units/shares in the Fund and not investing directly in the underlying assets.

<b>Frontier markets:</b> Within emerging markets, those that are particularly small, new or under-developed.	<b>Correlation and annualised volatility:</b> Correlation shows how a fund's return moves in relation to the benchmark. Highly correlated investments tend to move up and down together while this is not true for investments with low correlation. Standard deviation or annualised volatility is a measure of historical volatility. It is calculated by comparing the average return with the average variance from that return.
<b>Emerging markets:</b> Markets of less economically developed nations, such as some nations in Asia, Africa, Eastern Europe and Latin America.	<b>Standard deviation:</b> Standard deviation or annualised volatility is a measure of historical volatility. It is calculated by comparing the average return with the average variance from that return.
<b>Bonds:</b> Securities that represent an obligation to repay a debt, with interest. Below investment-grade bonds generally pay higher interest rates but are considered less likely to make all scheduled payments.	<b>Maximum drawdown:</b> The largest loss measured from peak to trough until a new peak is attained.
<b>Convertible bonds:</b> Bonds that offer the holder the option of receiving the payment of principal in either cash or a certain number of shares.	<b>Ongoing charges (OCR):</b> Ongoing charges are based over 12 months of expenses ending the 31 December of the previous year. It is annually updated, but may be adjusted more frequently.
<b>Contingent convertible bonds (CoCos):</b> Convertible bonds that offer the potential for high interest and capital gains, in exchange for higher risk of loss.	<b>Sharpe ratio:</b> The Sharpe ratio shows the fund's risk-adjusted performance. It is calculated by dividing the excess return (portfolio return minus risk free return) by the volatility.
<b>Convertible debt securities:</b> Debt securities that offer the holder the option of receiving the payment of principal in either cash or a certain number of shares.	<b>Tracking error:</b> The volatility of the fund's excess returns over its benchmark returns. It quantifies how closely a manager's return pattern follows that of the benchmark.
<b>Asset-backed securities:</b> A type of debt security backed by receivables (such as credit card debt) and typically carrying above-average risk.	<b>Derivatives risk:</b> Certain derivatives could increase Sub-Fund volatility or expose the Sub-Fund to losses greater than the cost of the derivative.
<b>Debt securities:</b> Securities that represent an obligation to repay a debt, along with interest.	<b>Counterparty risk:</b> The Sub-Fund could lose money if an entity with which it does business becomes unwilling or unable to honor its commitments to the Sub-Fund.
<b>Equities:</b> Securities that represent a share in the business results of a company.	<b>Management risk:</b> Portfolio management techniques that have worked well in normal market conditions could prove ineffective or detrimental during unusual conditions.
<b>Derivatives:</b> Financial instruments whose value is linked to one or more rates, indexes, share prices or other values.	<b>Credit risk:</b> Prices of a debt security may fall if the issuer's creditworthiness deteriorates, or if investors believe it may do so. This risk tends to be greater with lower quality debt securities. In extreme cases, an issuer's securities could become worthless if it fails to make timely debt service payments.
<b>Money market instruments:</b> Financial instruments designed to provide stable value, interest and a very low risk of loss, as well as being readily convertible into cash.	<b>Operational risk:</b> In any market, but especially in emerging markets, the fund could lose some or all of its money through a failure in asset safekeeping or through fraud, corruption, political actions or any other unexpected events.
<b>Option:</b> Financial instruments that offer the right to buy (call option) or sell (put option) shares at a certain price	<b>Liquidity risk:</b> Certain securities could become hard to value, or to sell at a desired time and price.
<b>Commodities:</b> A category that includes metals, building materials, fuels and food ingredients.	
<b>Alpha:</b> Alpha shows the percentage performance of a fund above or below that explained by its exposure to the broader market.	
<b>Beta:</b> Beta shows the average extent a fund's return moves relative to the broader market. A fund with a beta above 1 moves on average more than the market and below 1 moves on average less than the market.	
<b>Cut-off:</b> Deadline for remittance of orders to the transfer agent in Luxembourg as set out in the relevant annexes to the prospectus. You may be required to submit your orders to your financial advisor or fund distributor by an earlier cut-off time.	