



Weisshorn Funds UCITS – MegaTrends Equity CHF

Marketing communication as of : 31.03.2025


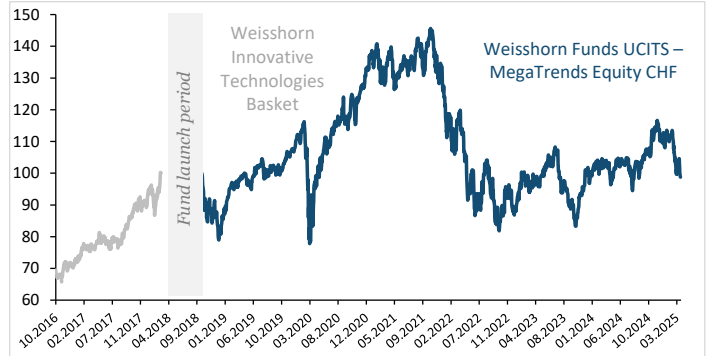
Investment Universe and Investment Objectives

ISIN: LU1812910369

NAV

98.76

The investment objective of the Sub-Fund is to seek long-term capital growth by investing in a portfolio of worldwide equities. The investment selection will be based on a combination of "Top-Down" approach and "Bottom-Up stock picking" selection process. The management team will focus on global megatrends reshaping our world: Technological innovations, Evolving population dynamics, Resource utilization. To achieve its objective, the Sub-Fund will mainly invest in equities and equity related securities (such as depositary receipts) of companies worldwide.



The Weisshorn MegaTrends Equity fund is a long term equity investment vehicle suitable for long term investors (5-year minimum holding horizon). The actual risk can vary significantly if your cash in at an early stage and you may get back less. The summary risk indicator is a guide to the level of risk of this product compared to other products. It shows how likely it is that the product will lose money because of movements in the markets or because we are not able to pay you. The essential risks of the investment fund lie in the possibility of depreciation of the securities in which the fund is invested.

The past performance is not an indicator of future returns. The return of the fund may go down as well as up due to changes in rates of exchange between currencies. Future performance is subject to taxation which depends on the personal situation of each investor and which may change in the future.

Source : Weisshorn Asset Management

Annual Performance net of fees *

	January	February	March	April	May	June	July	August	September	October	November	December	YTD
2020	2.45%	-4.28%	-14.28%	12.54%	7.47%	2.16%	4.20%	4.41%	-2.33%	-2.04%	10.44%	4.83%	25.16%
2021	-0.25%	-0.29%	-1.59%	4.09%	-3.74%	3.70%	-1.13%	3.96%	-4.55%	6.69%	-4.66%	-1.50%	-0.02%
2022	-12.13%	-2.80%	3.32%	-11.71%	-5.25%	-10.26%	12.63%	-4.41%	-12.00%	6.63%	6.76%	-7.57%	-33.96%
2023	8.82%	1.43%	2.46%	-2.88%	3.98%	4.25%	2.21%	-9.33%	-6.19%	-7.08%	11.70%	6.95%	14.92%
2024	-0.35%	1.22%	1.79%	-5.39%	3.84%	0.79%	-2.02%	2.59%	1.81%	-0.27%	8.46%	-3.91%	8.15%
2025	1.48%	-4.17%	-7.35%										-9.91%

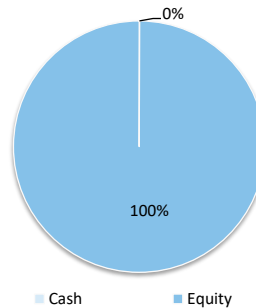
* Returns figures refer to those of the Weisshorn Innovative Technologies Basket from October 2016 to March 2018 and to those of the Weisshorn Funds UCITS - MegaTrends Equity CHF since June 2018. The Weisshorn Innovative Technologies Basket was an Actively Managed Certificate and not regulated by UCITS Universe rules.

Source : Fund Partner Solutions

Top 10 Holdings	Sector	Weight
Fintech ETF	FinTech	7.1%
Waste Connections	Smart cities	4.5%
Take-Two	Gaming	4.4%
Paycom	Software	4.3%
Schneider Electric	Smart cities	4.2%
Xylem	Smart cities	4.2%
Palo Alto Networks	Cybersecurity	3.9%
Sig Combibloc	Food	3.9%
Intuitive Surgical	Healthcare	3.8%
Salesforce	Software	3.6%
Total		43.9%

Source : Weisshorn Asset Management

Asset breakdown



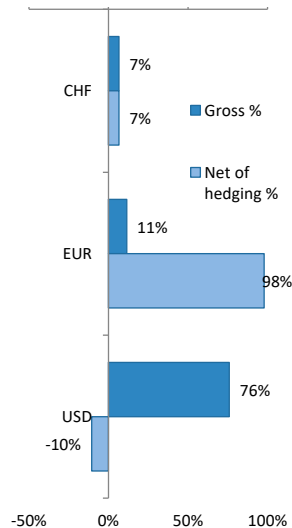
Source : Weisshorn Asset Management

Key Figures

Annualized volatility	21.54%
Maximum Drawdown	-40.51%
Perf Since Inception	-1.24%
1Yr Performance	-5.95%
3Yrs Annualized Perf.	-10.08%
5Yrs Annualized Perf.	-0.53%

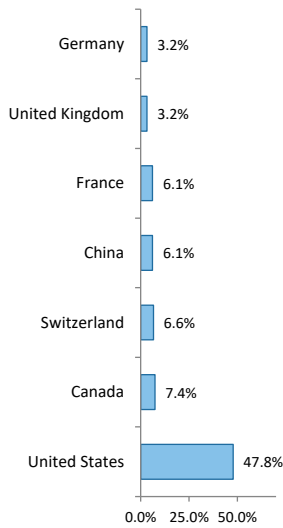
Source : Weisshorn Asset Management

Currency Exposure



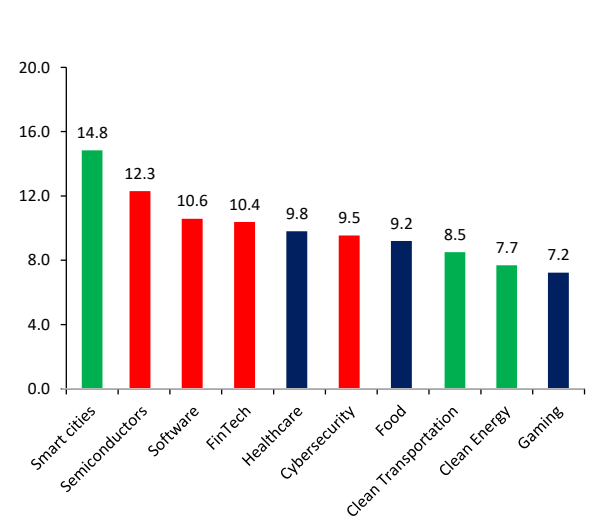
Source : Weisshorn Asset Management

Countries



Source : Weisshorn Asset Management

Themes



Source : Weisshorn Asset Management

The markets were rocked in March. In the US, President Trump's various statements blew hot and cold. More tariffs have been announced and the countries affected have begun to respond, which could mean the start of a Global Trade War. At the time of writing, Mr. Trump has already given his Liberation Day speech, we're aware of the tariffs that will be imposed, but we'll wait until the next monthly commentary to talk about them. Unsure of how these taxes will impact the US economy, equity markets corrected as inflation expectations rose while growth expectations fell. Against this backdrop, the S&P 500 fell 5.6%, while the gap between Europe and the US widened, with the Stoxx 600 down only 3.7% and our fund down 7.4%.

Although Mr. Trump's announcements were the factor with the greatest impact on the markets, the Central Banks also had their meeting and played their part. The SNB continued to cut rates, now reaching 0.25%, the ECB also cut rates by 25 basis points, while the FED, operating in a more than uncertain context, decided to keep rates at the same levels.

In the US, although analysts fear for growth, interest rates remained relatively stable, with the 2-year falling slightly and the 10-year remaining at the same levels. Credit spreads remained almost unchanged on the Investment Grade side, while on the High Yield side, spreads rebounded slightly, although they are still a long way from levels that might be considered worrying. In Europe, it's a different story. After the elections in Germany, the new government passed a EUR 500Bn spending plan to support the Defense and Energy transition sectors. This massive spending plan pushed rates up, although they gave back some of this rise at the end of the month. Credit spreads in Europe remained almost unchanged, demonstrating a degree of investor confidence.

At portfolio level, almost all sectors were down during the month. Gaming was our best sector, with a flat performance of -0.06%, and our second-best sector was Clean Transportation, which returned just -2.3%. Chinese stocks were the main contributors to the fund's performance. In Gaming, the rise of Tencent offset the fall of Take-Two, while in Clean Transportation, the rise of BYD offset the fall of Aptiv. Healthcare and Cybersecurity were the two worst-performing sectors in March, with returns of -10% and -10.4% respectively. These performances are due to the market correction, mainly on US stocks and richly-valued companies.

In terms of stocks, unsurprisingly Tencent and BYD were both in the lead in March. Both stocks benefited from the trend of investors moving towards Chinese tech after DeepSeek was revealed to the general public. BYD also benefited from a positive news flow with its new chargers, which can charge 400km of range in just 5 minutes. The worst performing stocks this month were Waga Energy and Datadog, down 25% and 15% respectively. There is no news to justify this performance on Waga, but we suspect a capital increase is likely. As for Datadog, it is suffering the wrath of the market regarding AI and US stocks.

For the time being, we've decided to maintain our current allocation. During periods of market stress, we prefer to keep our portfolio intact, as we're still convinced about our stocks. Once the dust has settled, we'll make any changes we deem necessary.

Key Data

Administrator	FundPartner Solutions (Europe) S.A. 15, avenue J.F. Kennedy L-1855 Luxembourg	Share classes	Weisshorn Fund UCITS MegaTrends Equity EUR Weisshorn Fund UCITS MegaTrends Equity CHF Weisshorn Fund UCITS MegaTrends Equity USD	Currency	EURO CHF (Hedged) USD (Hedged)	ISIN	LU1812909783 LU1812910369 LU1812909940	NAV	105.93 98.76 122.99
Custodian	Pictet & Cie (Europe) S.A. Succursale de Luxembourg	Asset Under Management				EUR 21.5 Mios			
Investment Manager	Weisshorn Asset Management 7 rue des Alpes CH 1211 Geneve 1 Switzerland www.weisshorn-am.com +41 22 316 03 30	TER*				2.1% p.a.			
		Management fees				1.5% p.a.			
		Fund legal Type				Sicav UCITS V			
		Legal Status				Open-ended			
		Dividend distribution policy				Capitalised			
		Subscription/ Redemption				Daily / Daily			
		Registration				CH, DE, ES, LU			
Auditors	Ernst & Young SA 35E, av JF. Kennedy L-1855 Luxembourg	Minimum investment				Minimum initial subscription amount EUR 5'000.			
		Entry / Exit Fees				Up to 1% / None			
		The cut-off time to submit subscriptions and /or redemption orders is 12 noon at the latest on the last business day before the valuation day.							
		* Not all costs are presented in this document, further information can be found in the prospectus of the fund							

Disclaimer : This is a marketing communication. Please refer to the prospectus and information document of the fund before making any final investment decisions. You can obtain a summary of investors rights to the following link: <https://www.pictet.com/content/dam/www/documents/legal-and-notes/fundpartner-solutions/tps-summary-of-investors-rights.pdf>. Future performance is subject to taxation which depends on the personal situation of each investor and which may change in the future. Returns may increase or decrease as a result of currency fluctuations. The prospectus (available in EN, GE), the Key Information Document („KID“) (available in EN, FR, GE, SP), the articles of incorporation (available in EN) and the most recent annual or semi-annual report (available in EN) and after seeking the advice of an independent finance, legal, accounting and tax specialist. Interested parties may obtain the abovementioned documents free of charge from the authorized distribution agencies and from the offices of the Fund at 15, avenue John F. Kennedy, L-1855 Luxembourg. This document is made available exclusively to clients of Weisshorn Asset Management under discretionary portfolio management who has expressly requested to receive such information and documents (such as analysis, research, report, commentary and/or fact sheet). It shall not be communicated to any third party. The information and opinions (including positioning) contained on this document are for information purposes only and is not a solicitation, offer or recommendation to sell or acquire any securities, effect any transaction or to enter into any legal relations. More particularly, no information, document or opinions (including positioning) provided on this website regarding services or products shall constitute or be construed as an offer or solicitation to sell or acquire securities or other instruments in any jurisdiction where such offer or solicitation is prohibited by law or in which the person making an offer or solicitation is not licensed or registered to do so or to any person to whom such offer or solicitation is contradictory to local law or regulation. Any such prohibited offer or solicitation is void and Weisshorn Asset Management will disregard any communication received in respect thereof. Past performance should not be taken as an indication or guarantee of current or future performance, and no representation or warranty, express or implied, is made regarding future performance. Clients are urged to be assisted by professionals to assess the possibilities and risks associated with any financial operation before making any investment or

other decisions.