

Bluehorn High Yield - USD

Marketing communication as of : 31.10.2026

Investment Universe and Investment Objectives

ISIN: CH0484998791 **NAV 119.951**

The investment objective of the certificate is to seek long-term capital growth and income by investing in a debt portfolio of fixed/floating income instruments. The investment manager will select debt securities or issuers to build a portfolio with an overall average credit quality of High Yield. In order to reach its objective, the certificate will mainly invest in debt instruments (public and corporate issuers, short/long maturity bonds, fixed/variable rate securities, senior/subordinated debt, inflation-linked securities, perpetual bonds, investment grade/high yield bonds, convertible bonds, ETFs), derivatives, money market Instruments, cash and cash equivalents.

Lower risk — Higher Risk

Potentially lower reward — Potentially higher reward

1	2	3	4	5	6	7

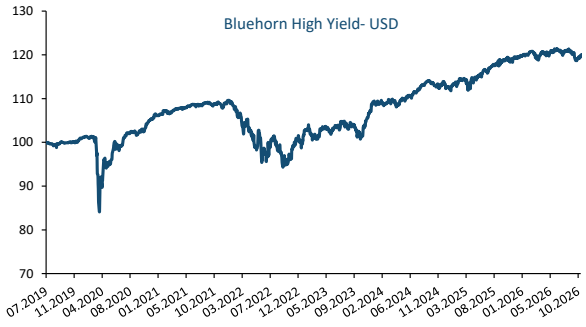

Source : Weisshorn Asset Management

The Bluehorn High Yield certificate is a long term Fixed Income investment vehicle suitable for long term investors (3-year minimum holding horizon).

Annual Performance net of fees *

	January	February	March	April	May	June	July	August	September	October	November	December	YTD
2020	0.10%	-0.89%	-8.08%	3.58%	2.62%	0.20%	3.57%	0.89%	-0.49%	0.39%	2.54%	1.05%	**5.05%**
2021	0.38%	0.11%	0.73%	0.39%	0.14%	0.59%	0.06%	0.32%	-0.18%	-0.03%	-0.82%	1.60%	**3.31%**
2022	-1.84%	-1.25%	-1.35%	-4.03%	1.39%	-4.67%	3.48%	-2.49%	-3.56%	2.15%	3.80%	-0.76%	**-9.17%**
2023	3.56%	-1.80%	1.79%	0.59%	-1.04%	1.33%	0.87%	-0.32%	-1.67%	-1.28%	4.86%	2.65%	**9.69%**
2024	0.15%	-0.23%	0.92%	-1.15%	1.29%	0.60%	1.42%	1.24%	0.83%	-0.96%	0.06%	-0.33%	**3.22%**
2025	0.54%	0.76%	-0.15%	0.42%	0.66%	1.15%	0.42%	0.71%	0.59%	0.11%	0.71%	0.03%	**6.11%**
2026	0.41%	0.57%	-0.91%	0.46%	0.64%	0.07%	-0.53%	0.42%	-1.86%	1.05%			**0.29%**

Top 10 Issuers

	Weight
VONTOBEL DIFC DUBAI	18.6%
iShares iBoxx USD Investment G	10.7%
iShares iBoxx USD High Yield C	10.2%
REPUBLIC OF PANAMA	2.7%
NATIONWIDE BLDG SOCIETY	2.7%
ROCHE HOLDINGS INC	2.7%
FORD MOTOR CREDIT CO LLC	2.6%
TRAFIGURA FUNDING SA	2.6%
NETFLIX INC	2.6%
iShares China CNY Bond UCITS E	2.5%
	57.8%

Source : Weisshorn Asset Management

Asset breakdown

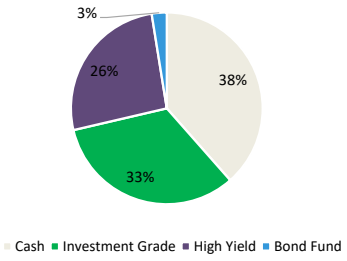

Source : Weisshorn Asset Management

Key Figures

Annualized volatility	6.40%
Maximum Drawdown	-17.06%
Perf Since Inception	19.95%
1 Year performance	1.03%
3 Years performance	18.23%
Modified Duration	1.12
YTM	5.41
Average Rating Linear	BBB
Average Rating Default Prob.	BB+

The volatility is calculated on a daily basis and maximum drawdown on a monthly basis.

Source : Weisshorn Asset Management

Sectors Breakdown

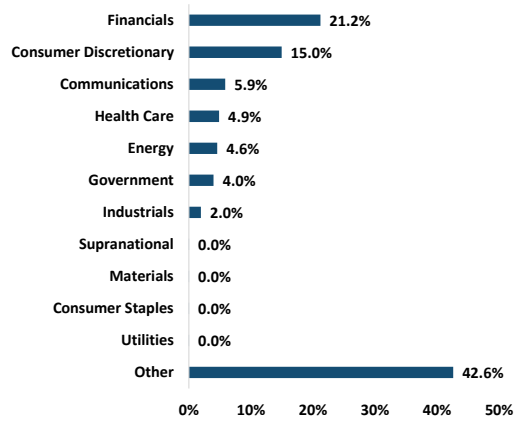

Source : Weisshorn Asset Management

Rating Breakdown

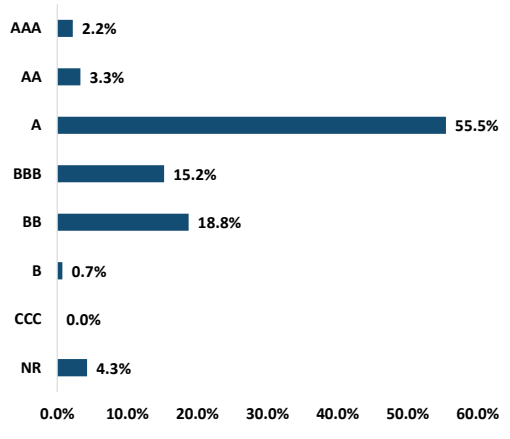

Source : Weisshorn Asset Management

In October, global markets remained sensitive to energy security, inflation and the rising cost of financing, as tensions around Iran and renewed disruption risks in the Middle East sustained pressure across asset classes. Brent remained well above 100$ all month, while the US 10-year Treasury yield fluctuated around 5% after a strong move lower. Equities experienced sharp rotations rather than a uniform retreat: technology shares sold off while health care and staples were stronger. Region dispersions were clear, Europe and Switzerland had positive performances while US was negative. In this context, the MSCI World declined by -0.75%, the S&P 500 lost -0.87%, while the STOXX 600 increased by +1.98% and the SPI increased by about +6.30%. The Nasdaq-100 decreased by -6.63%. Gold retreated by -6.80% in dollars, while Brent advanced by approximately +13.63%. The Bund 10Y yield decreased from 3.59 to around 3.32% and the US 10Y decreased from 5.28% to 4.92%.

This month marked a transition from renewed tightening to a more cautious policy pause. The Federal Reserve left its target range unchanged at 3.75%–4.00%, with two dissenting votes highlighting continued disagreement over the inflation outlook. The ECB also maintained its deposit rate at 2.50%, leaving investors focused on the persistence of energy-driven price pressures and the scope for further action. Institutional uncertainty increased when Christine Lagarde announced that she would step down as ECB President on 7 February 2027, ahead of the scheduled end of her mandate. Her departure opens a succession process at a sensitive moment for European fiscal policy and monetary credibility, adding another consideration to an already difficult policy environment. Protests and unrest in Europe made the headlines too.

Fixed income and credit markets continued to distinguish between sovereign resilience, fiscal vulnerability and capital-intensive growth. French borrowing costs remained under pressure, with the 10-year OAT yield briefly reaching approximately 5.14% at its peak. In AI infrastructure, the debate moved further from the size of contracted demand towards the funding required to deliver it. Some brokers highlighted the fact that CoreWeave still needed to raise $76 billion to fulfil its committed backlog, alongside differences between financing maturities and underlying customer-contract durations. These concerns do not invalidate demand for computing capacity, but they make borrowing costs, collateral, refinancing and cash conversion increasingly important determinants and having clear impacts on CDS and spreads.

In this environment, the Bluehorn High Yield Certificate gained 1.05% over the month and has a positive return since the beginning of the year (+0.29%).

Maturity

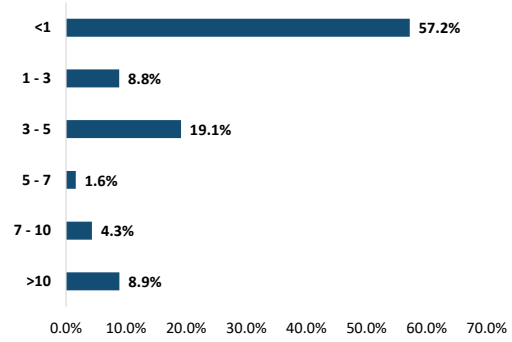

Source : Weisshorn Asset Management

Country

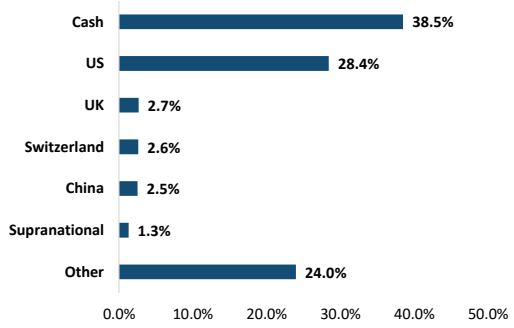

Source : Weisshorn Asset Management

Key Data

Issuer	Bank Vontobel AG 8098 Zürich	**Share classes**	**Currency**	**ISIN**	**NAV**
		Bluehorn High Yield USD	USD	CH0484998791	119.951
Custodian	Bank Vontobel AG 8098 Zürich				
		Asset Under Management		10.5 Mios USD	
		Issuer Fee		0.40%	
Portfolio Advisor	Weisshorn Asset Management	**Advisory Fee**		1.20%	
	7 rue des Alpes	**Fund legal Type**		Actively Managed Certificate	
	CH 1211 Geneve 1	**Legal Status**		Open-ended	
	Switzerland	**Initial Fixing Date**		02.07.2019	
	www.weisshorn-am.com	**Dividend distribution policy**		Capitalised	
	+41 22 316 03 30	**Subscription/ Redemption**		Daily / Daily	
		Minimum investment		1 share	

Disclaimer : This is a marketing communication. Please refer to the propsectus and information document of the fund before making any final investment decisions www.fundsquare.net. You can obtain a summary of investors rights to the following link: https://www.group.pictet/media/sd/176b100ab205a6e6aef82b0250138f889675b903. Future performance is subject to taxation which depends on the personal situation of each investor and which may change in the future. Returns may increase or decrease as a result of currency fluctuations. The prospectus, the Key Investor Information Document („KIID"), the articles of incorporation and the most recent annual or semi-annual report and after seeking the advice of an independent finance, legal, accounting and tax specialist. Interested parties may obtain the abovementioned documents free of charge from the authorized distribution agencies and from the offices of the Fund at 15, avenue John F. Kennedy, L-1855 Luxembourg. This document is made available exclusively to clients of Weisshorn Asset Management under discretionary portfolio management who has expressly requested to receive such information and documents (such as analysis, research, report, commentary and/or fact sheet). It shall not be communicated to any third party. The information and opinions (including positioning) contained on this document are for information purposes only and is not a solicitation, offer or recommendation to sell or acquire any securities, effect any transaction or to enter into any legal relations. More particularly, no information, document or opinions (including positioning) provided on this website regarding services or products shall constitute or be construed as an offer or solicitation to sell or acquire securities or other instruments in any jurisdiction where such offer or solicitation is prohibited by law or in which the person making an offer or solicitation is not licensed or registered to do so or to any person to whom such offer or solicitation is contradictory to local law or regulation. Any such prohibited offer or solicitation is void and Weisshorn Asset Management will disregard any communication received in respect thereof. Past performance should not be taken as an indication or guarantee of current or future performance, and no representation or warranty, express or implied, is made regarding future performance. Clients are urged to be assisted by professionals to assess the possibilities and risks associated with any financial operation before making any investment or other decisions.

Frontier markets: Within emerging markets, those that are particularly small, new or under-developed.

Emerging markets: Markets of less economically developed nations, such as some nations in Asia, Africa, Eastern Europe and Latin America.

Bonds: Securities that represent an obligation to repay a debt, with interest. Below investment-grade bonds generally pay higher interest rates but are considered less likely to make all scheduled payments.

Convertible bonds: Bonds that offer the holder the option of receiving the payment of principal in either cash or a certain number of shares.

Contingent convertible bonds (CoCos): Convertible bonds that offer the potential for high interest and capital gains, in exchange for higher risk of loss.

Convertible debt securities: Debt securities that offer the holder the option of receiving the payment of principal in either cash or a certain number of shares.

Asset-backed securities: A type of debt security backed by receivables (such as credit card debt) and typically carrying above-average risk.

Debt securities: Securities that represent an obligation to repay a debt, along with interest.

Equities: Securities that represent a share in the business results of a company.

Derivatives: Financial instruments whose value is linked to one or more rates, indexes, share prices or other values.

Money market instruments: Financial instruments designed to provide stable value, interest and a very low risk of loss, as well as being readily convertible into cash.

Option: Financial instruments that offer the right to buy (call option) or sell (put option) shares at a certain price

Commodities: A category that includes metals, building materials, fuels and food ingredients.

Alpha: Alpha shows the percentage performance of a fund above or below that explained by its exposure to the broader market.

Beta: Beta shows the average extent a fund's return moves relative to the broader market. A fund with a beta above 1 moves on average more than the market and below 1 moves on average less than the market.

Cut-off: Deadline for remittance of orders to the transfer agent in Luxembourg as set out in the relevant annexes to the prospectus. You may be required to submit your orders to your financial advisor or fund distributor by an earlier cut-off time.

Correlation and annualised volatility: Correlation shows how a fund's return moves in relation to the benchmark. Highly correlated investments tend to move up and down together while this is not true for investments with low correlation. Standard deviation or annualised volatility is a measure of historical volatility. It is calculated by comparing the average return with the average variance from that return.

Standard deviation: Standard deviation or annualised volatility is a measure of historical volatility. It is calculated by comparing the average return with the average variance from that return.

Maximum drawdown: The largest loss measured from peak to trough until a new peak is attained.

Ongoing charges (OCR): Ongoing charges are based over 12 months of expenses ending the 31 December of the previous year. It is annually updated, but may be adjusted more frequently.

Sharpe ratio: The Sharpe ratio shows the fund's risk-adjusted performance. It is calculated by dividing the excess return (portfolio return minus risk free return) by the volatility.

Tracking error: The volatility of the fund's excess returns over its benchmark returns. It quantifies how closely a manager's return pattern follows that of the benchmark.

Derivatives risk: Certain derivatives could increase Sub-Fund volatility or expose the Sub-Fund to losses greater than the cost of the derivative.

Counterparty risk: The Sub-Fund could lose money if an entity with which it does business becomes unwilling or unable to honor its commitments to the Sub-Fund.

Management risk: Portfolio management techniques that have worked well in normal market conditions could prove ineffective or detrimental during unusual conditions.

Credit risk: Prices of a debt security may fall if the issuer's creditworthiness deteriorates, or if investors believe it may do so. This risk tends to be greater with lower quality debt securities. In extreme cases, an issuer's securities could become worthless if it fails to make timely debt service payments.

Operational risk: In any market, but especially in emerging markets, the fund could lose some or all of its money through a failure in asset safekeeping or through fraud, corruption, political actions or any other unexpected events.

Liquidity risk: Certain securities could become hard to value, or to sell at a desired time and price.